




Wireless Setup

Apple Devices
(iPhone, iPad, iTouch)

Apple Setup

- On the Device home screen, select **Settings**



Apple Setup

- On the *Settings* menu, select the **Wi-Fi** icon



Apple Setup

- At the Wi-Fi settings ON-OFF switch, select **ON**



Apple Setup

- Select eduroam

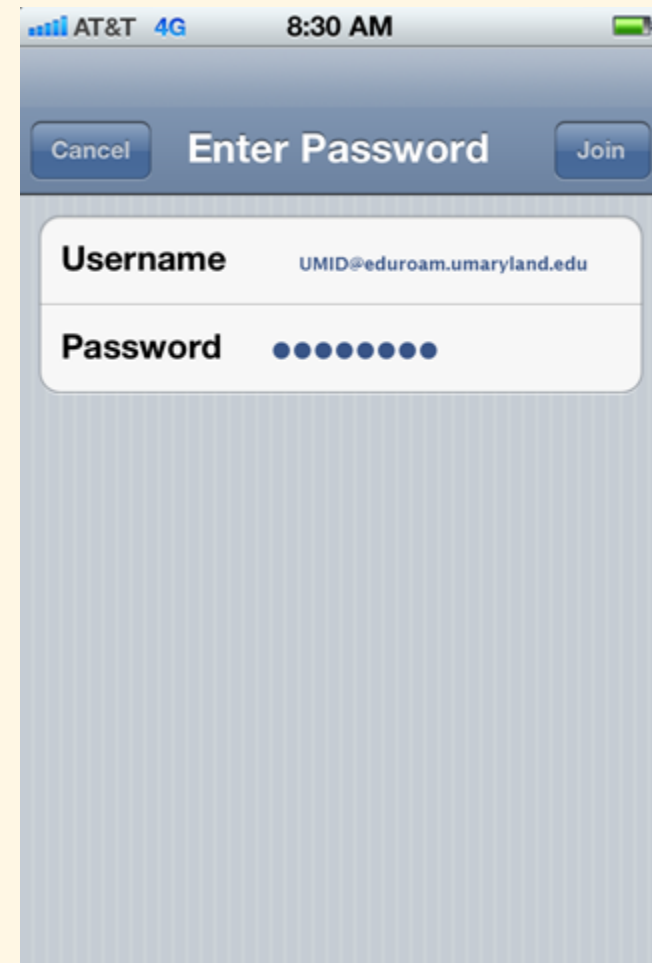


Apple Setup

- login with:
UMID@eduroam.umaryland.edu

For Example:

jdoe@eduroam.umaryland.edu



Apple Setup

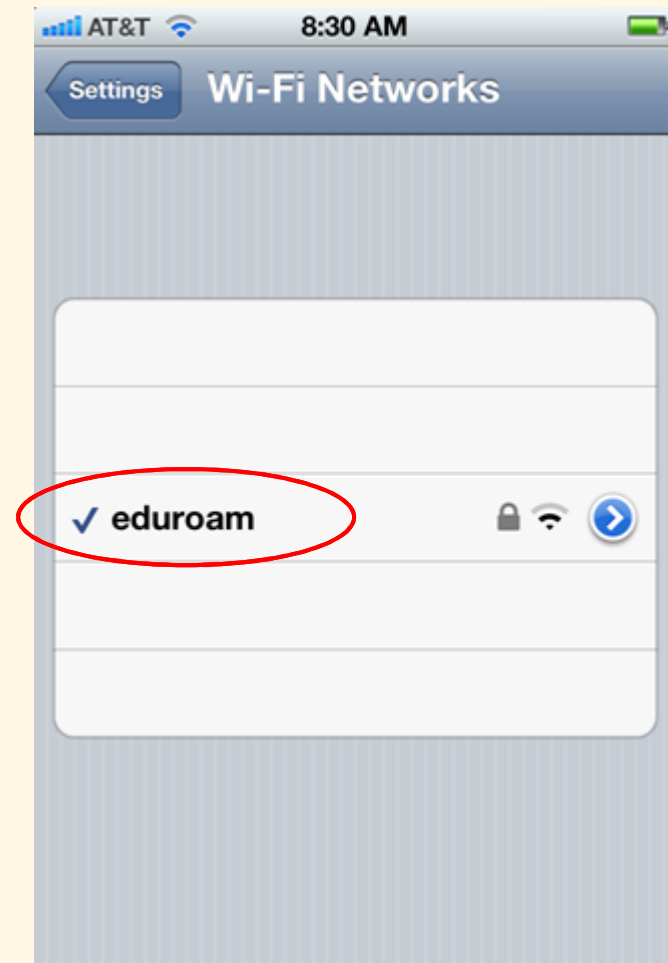
- Select **Accept**
(First time connections only)



Apple Setup

- **Wireless Connection**

Once connected you will see a checkmark next to eduroam



University of Maryland Baltimore Help Section

CITS IT Help Desk

Email: help@umaryland.edu
Phone: 410-706-HELP(4357)
Fax: 410-706-4191
Address: 601 W. Lombard Street, Baltimore, MD 21201
Room: 5th Floor, Suite 540

Hours

Mon-Fri 8:00 am – 5:00 pm
Sat-Sun 8:00 am – 5:00 pm (Phone and E-Mail Only)